


For Only \$12.00

OUTBOARD
SERVICE BULLETIN No. 9
ISSUED MAY 1959

and
Just a few
minutes to get
the added length




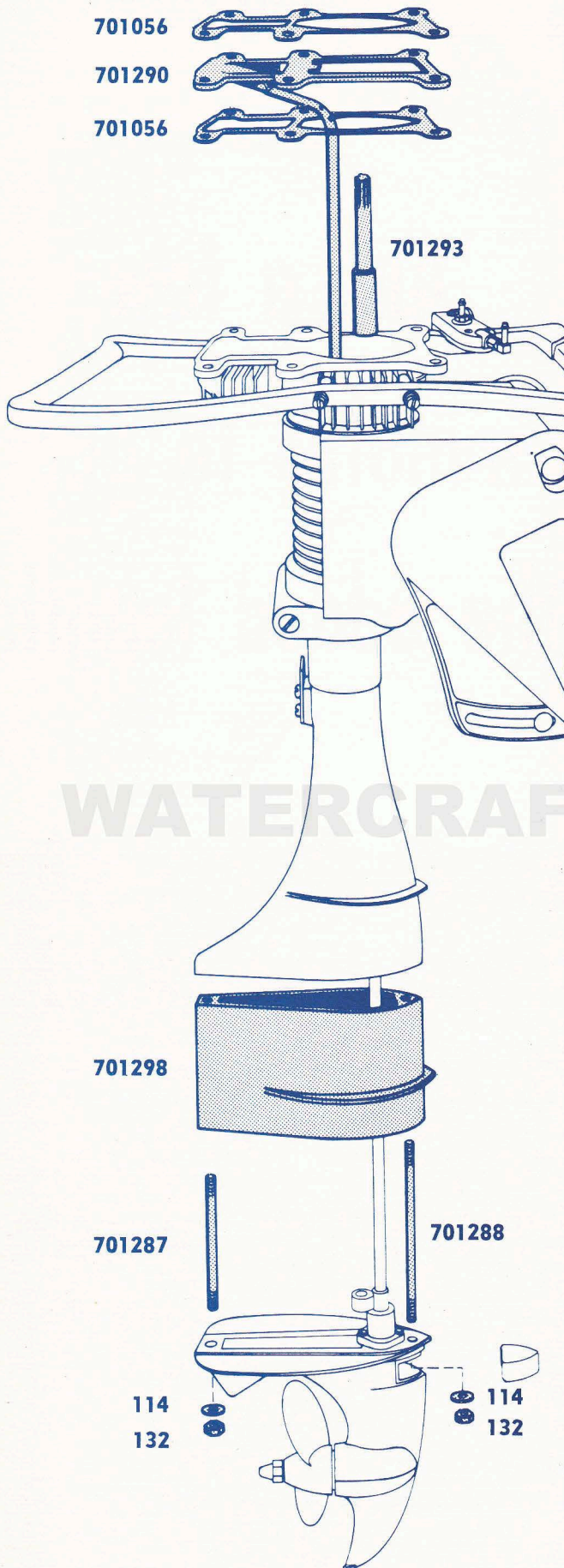
FOR YOUR YACHT, SAILBOAT
OR ANY LONG TRANSOM BOAT.

FOR ALL BOATS WITH
TRANSOMS MEASURING MORE
THAN 15" FROM KEEL TO THE
TOP OF TRANSOM.



KEEPS PROPELLER EMERSED DEEP ENOUGH
FOR FULL THRUST AND MAXIMUM POWER.





OUTBOARD COLUMN EXTENSION KIT NO. K701294

Adaptable to J7, J8, and J9 Model Outboards

KIT INCLUDES:

PART NO.	DESCRIPTION
701290	Extended Water Tube w/ Deflector Plate
701298	Column Extension
701293	Drive Shaft Extension & Coupling Assy
701287	Stud Bolt
701288	Stud Bolt
132	1/4 — 20 Lock Nuts (2)
114	Lock Washers (2)
701056	Gaskets (2)

RECOMMENDED INSTALLATION INSTRUCTIONS:

1. Remove the fuel line from carburetor to fuel pump.
2. Remove impulse line from fuel pump to induction bracket.
3. Remove the 6 bolts holding the powerhead to column and lift off the powerhead.
4. Remove water pump tube and plate.
5. Remove the screw and nut holding the gear housing to column and take off gear housing with drive shaft.
6. Remove the #700857 stud bolt from the bottom of column.
7. Install stud bolts #701287 and #701288 in bottom of column.
8. Install column extension housing with two fins towards gear housing.
9. Insert gear housing and drive shafts onto column and secure.
10. Install #701293 drive shaft extension onto drive shaft.
11. Insert water tube #701290 into water pump body. Check with light to be sure tube enters water pump properly. Note: rotate slightly when inserting and press gently on tube to be sure of ample clearance between water tube and drive shaft.
12. Install powerhead. Check and align crank shaft for entrance into spline of drive shaft.
13. Replace fuel line from fuel pump to carburetor.
14. Replace impulse line from fuel pump to induction bracket.
15. Check unit by rotating with starter to assure correct alignment.
16. Run unit at idle speed for short period to be sure all parts are functioning properly.

Shipping Measurements of Kit: 27" x 8" x 4"

Shipping Weight of Kit: Approx. 3 lbs.

CLINTON ENGINES CORPORATION
MARKETING DIVISION
MAQUOKETA, IOWA